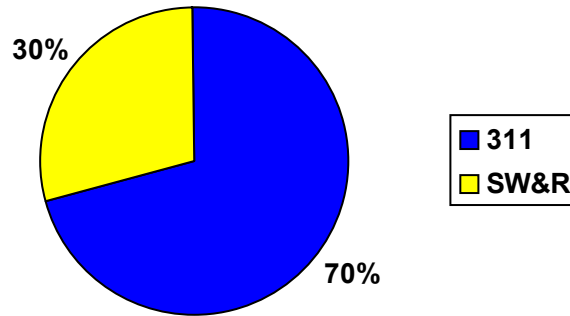




**Solid Waste & Recycling Graffiti Summary**  
**8/1/2011 through 8/31/2011**

During this time period Solid Waste & Recycling processed 754 graffiti cases.

**Graffiti Initial Case Entry**

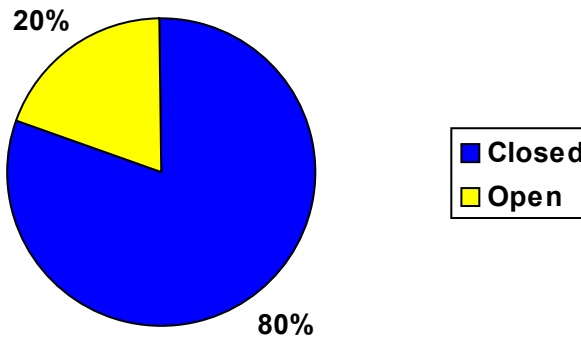


Name	Number of Cases
311	531
SW&R	223

Solid Waste and Recycling enters initial graffiti cases into 311 when graffiti is directly reported to the Clean City office by citizens or by crews.

**Status Summary:**

**Open or Closed**

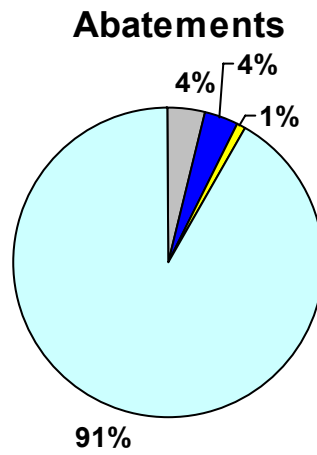


Status	Count
Closed	606
Open	148

Open cases are awaiting abatement information from the responsible party.

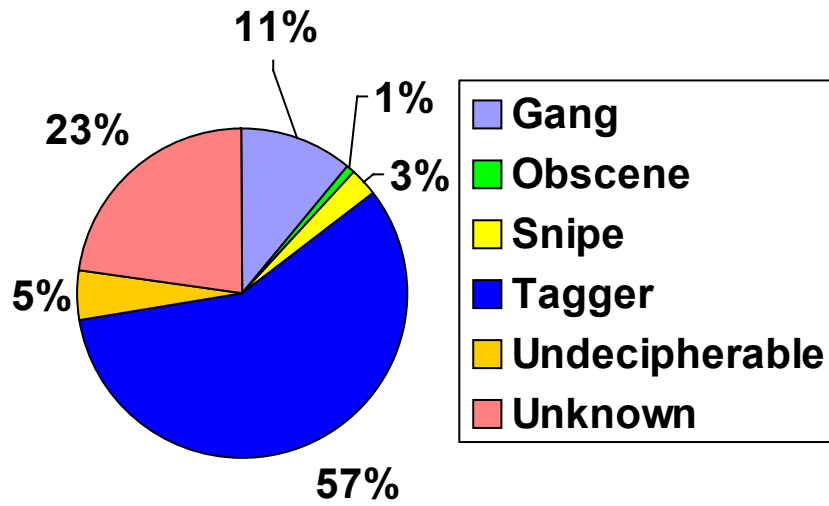
Cases are closed when the responsible party reports that the graffiti has been abated, was not found, was found already cleaned by the property owner or is a duplication of an existing case.

**Abatement Summary:**



Agency Name	Count	% of Total
SWR - Clean City	241	91.63%
PW - Bridge	10	3.80%
Other	10	3.80%
PW - Traffic	2	0.76%

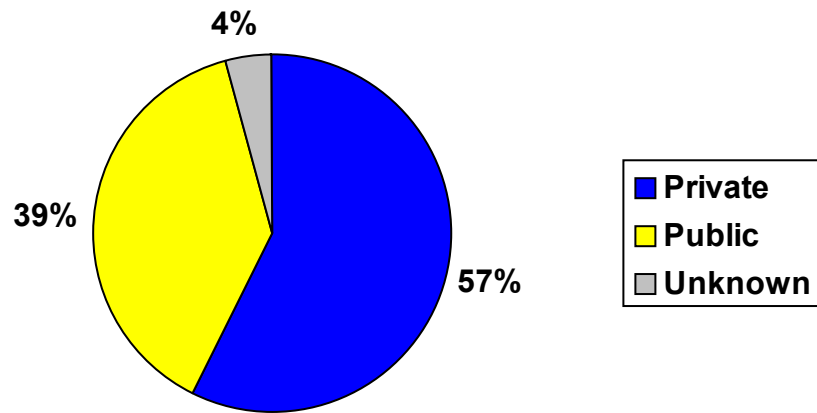
### Graffiti Type Summary



Type	Case Count
Gang	83
Obscene	8
Snipe	20
Tagger	433
Indecipherable	38
Unknown	172
Total	754

**Property Type for All Cases:**

## Public or Private Property



Property	Count
Private	431
Public	292
Unknown	31

**Task Summary:**

Task	Count	Avg # of Days to Complete
Request Approved	116	3
Photo Taken	522	4
Updated/Notice Sent	458	7
Letter Sent	105	6
Compliance Check	132	13
Normal Abatement	251	6
Blitz Abatement	12	N/A

Not all graffiti cases will have all the above 311 tasks applied to them. Tasks assigned to a case vary depending on the case details.

**Graffiti Task Definitions:**

Request Approved	The information contained in the initial report has been reviewed and approved. This task generates the first work order.
Photo Taken	Acceptable photographs of the graffiti have been taken.
Updated/Notice Sent	All information necessary has been gathered to investigate the graffiti and enforce its removal.
Letter Sent	Generates the enforcement letter giving the property owner 10 days to abate the graffiti.
Compliance Check	Issues a work order to Clean City crews to verify if the property owner has complied with the graffiti enforcement letter.
Normal Abatement	Abatement order order was issued to a Clean City crew. The crew has abated the graffiti.
Blitz Abatement	Being proactive, Clean City crew abates graffiti without a work order. Typically these abatements are done on public property.

**Resolution Counts:**

<b>311 Resolution Codes</b>	<b>Graffiti Status</b>	
	<b>Open</b>	<b>Closed</b>
* No Resolution Code	143	142
Abated	4	259
Already Removed	1	176
graffitiduplicate	0	3
graffitiunenforceable	0	4
Not Found	0	22
<b>Total</b>	<b>148</b>	<b>606</b>
<b>Grand Total</b>	<b>754</b>	

\*No Resolution cases which are OPEN are awaiting abatement information from the responsible party.

No Resolution cases which are CLOSED are either duplicate reports, or information gathered for the case was lacking data required for processing. Required data would include a valid location, or what object the graffiti is on.

**Agency Counts:**

<b>Agency</b>	<b>Graffiti Status</b>		
	<b>Open</b>	<b>Closed</b>	<b>Total</b>
No Agency Assigned	5	0	5
Allied Waste	0	1	1
Burlington Northern/Santa Fe	0	1	1
CBS Outdoor, Inc.	0	4	4
CP Rail	0	1	1
Hennepin County Maintenance Division	1	1	2
Inspections	1	0	1
Metro Transit	0	1	1
Minneapolis Park Board	2	8	10
Minneapolis Property Services	0	1	1
Minneapolis Public Schools	0	2	2
MNDOT	2	6	8
PW - Bridge	5	22	27
PW - Solid Waste and Recycling	113	368	481
PW - Traffic	12	39	51
U.S. Bench Company	0	2	2
Univeral Outdoor Advertising	2	2	4
Unknown	5	145	150
Veolia Environmental Services	0	1	1
Waste Management	0	1	1
<b>Total</b>	<b>148</b>	<b>606</b>	<b>754</b>

**Top 10 Count of Graffiti Cases by Neighborhood:**

**Top 10 Number of Open Cases**

**Top 10 Number of Closed Cases**

Neighborhood	Open	Closed
Whittier	16	58
Hiawatha	9	6
Lowry Hill East	9	24
Central	8	20
East Phillips	8	17
Lyndale	8	36
Marshall Terrace	7	40
Midtown Phillips	6	6
Powderhorn Park	5	16
University of Minnesota	4	15

Neighborhood	Closed	Open
Whittier	58	16
Marshall Terrace	40	7
Lyndale	36	8
Howe	33	4
Marcy Holmes	31	3
Lowry Hill East	24	9
Central	20	8
East Phillips	17	8
Powderhorn Park	16	5
Longfellow	15	4

**Top 10 Number of Total Cases**

Neighborhood	Cases
Whittier	74
Marshall Terrace	47
Lyndale	44
Howe	37
Marcy Holmes	34
Lowry Hill East	33
Central	28
East Phillips	25
Powderhorn Park	21
Longfellow	19



**Graffiti Cases by Neighborhood:**

Neighborhood	Tagger	Gang	Obscene	Unknown	Other	Total
Armatage	2	0	0	6	0	8
Audubon Park	1	0	0	0	0	1
Bancroft	6	0	0	2	0	8
Beltrami	2	0	0	0	1	3
Bottineau	4	4	0	4	1	13
Bryant	4	0	0	0	0	4
Bryn - Mawr	3	0	0	0	0	3
CARAG	8	0	1	1	1	11
Cedar - Isles - Dean	2	1	0	0	1	4
Cedar Riverside	11	0	0	2	0	13
Central	15	7	0	3	3	28
Cleveland	0	0	0	0	1	1
Columbia Park	1	0	0	0	0	1
Como	6	0	0	1	0	7
Cooper	9	0	0	4	4	17
Corcoran	4	3	0	1	1	9
Diamond Lake	0	4	1	3	1	9
Downtown East	1	0	0	2	1	4
Downtown West	3	0	0	2	0	5
East Harriet	1	0	0	3	1	5
East Isles	1	0	0	0	0	1
East Phillips	10	9	0	3	3	25
ECCO	3	0	0	1	0	4
Elliot Park	6	0	0	0	0	6
Ericsson	2	0	0	0	0	2
Folwell	0	1	0	0	0	1
Fulton	3	0	0	0	0	3
Harrison	1	0	0	1	0	2
Hawthorne	1	0	0	0	0	1
Hiawatha	10	0	0	2	3	15
Holland	4	0	0	0	0	4
Howe	27	0	0	9	1	37
Jordan	4	6	0	3	1	14

Kenny	0	0	0	1	0	1
Kenwood	1	0	0	1	0	2
King Field	8	0	1	0	2	11
Linden Hills	4	0	0	4	2	10
Logan Park	3	0	0	2	0	5
Longfellow	12	0	0	5	2	19
Loring Park	8	0	0	3	2	13
Lowry Hill	3	0	0	1	0	4
Lowry Hill East	18	0	0	10	5	33
Lyndale	26	3	0	12	3	44
Lynnhurst	1	0	0	1	1	3
Marcy Holmes	27	0	0	4	3	34
Marshall Terrace	4	23	3	17	0	47
McKinley	1	1	0	1	0	3
Mid - City Industrial	2	0	0	1	1	4
Midtown Phillips	5	5	0	2	0	12
Minnehaha	3	0	0	0	0	3
Morris Park	2	0	0	0	1	3
Neighborhood Data Missing	7	1	0	0	0	8
Nicollet Island - East Bank	4	0	0	0	0	4
North Loop	6	0	0	1	0	7
Northeast Park	0	0	0	1	0	1
Page	1	0	0	0	0	1
Phillips West	6	0	0	1	0	7
Powderhorn Park	11	4	0	5	1	21
Prospect Park - East River	5	0	0	4	0	9
Regina	0	1	0	2	1	4
Seward	6	0	0	1	3	10
Shingle Creek	3	0	1	3	1	8
St. Anthony East	2	0	0	0	0	2
St. Anthony West	4	0	0	1	0	5
Standish	6	4	0	7	0	17
Steven's Square - Loring H	6	0	0	1	1	8
Sumner - Glenwood	1	0	0	0	0	1
Tangletown	2	0	0	0	0	2

University of Minnesota	12	0	0	6	1	19
Ventura Village	0	0	0	1	2	3
Victory	4	0	0	1	1	6
Waite Park	2	0	0	1	1	4
Webber - Camden	2	1	0	2	0	5
Wenonah	1	0	0	0	0	1
Whittier	55	3	1	9	6	74
Willard - Hay	1	1	0	0	1	3
Windom	1	0	0	0	0	1
Windom Park	2	1	0	0	0	3