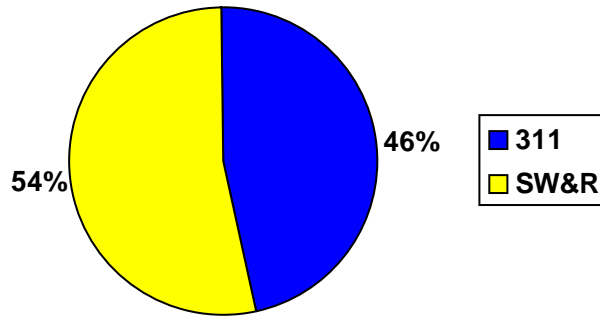




Solid Waste & Recycling Graffiti Summary
3/1/2010 through 3/31/2010

During this time period Solid Waste & Recycling processed 880 graffiti cases.

Graffiti Initial Case Entry

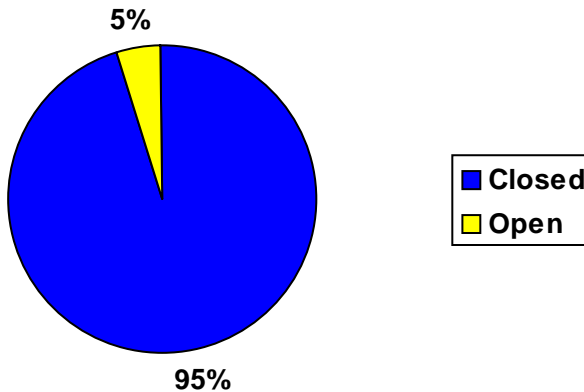


Name	Number of Cases
311	407
SW&R	473

Solid Waste and Recycling enters initial graffiti cases into 311 when graffiti is directly reported to the Clean City office by citizens or by crews.

Status Summary:

Open or Closed

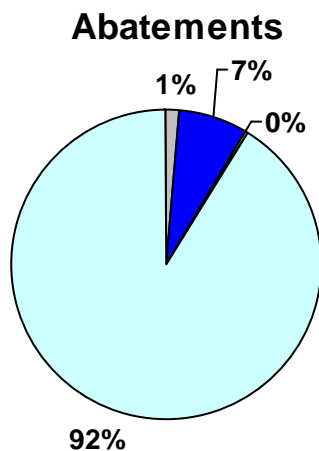


Status	Count
Closed	838
Open	42

Open cases are awaiting abatement information from the responsible party.

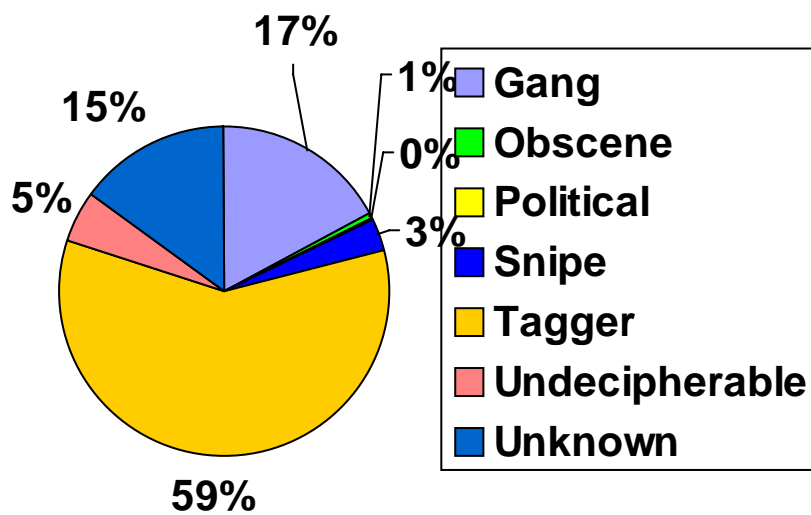
Cases are closed when the responsible party reports that the graffiti has been abated, was not found, was found already cleaned by the property owner or is a duplication of an existing case.

Abatement Summary:



Agency Name	Count	% of Total
SWR - Clean City	459	91.07%
PW - Bridge	37	7.34%
Other	7	1.39%
PW - Traffic	1	0.20%

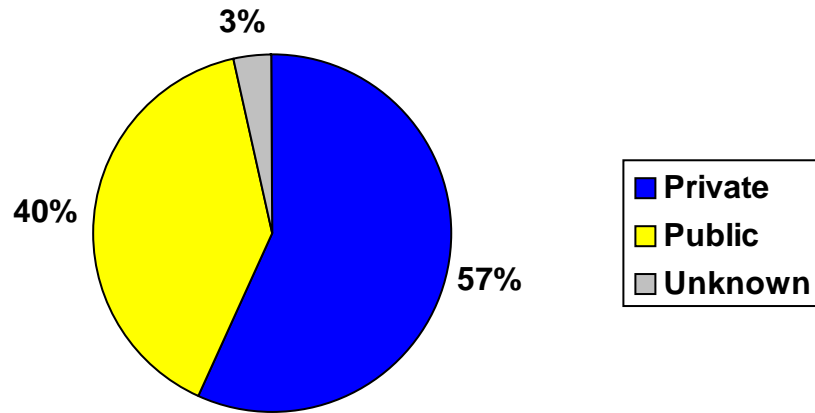
Graffiti Type Summary



Type	Case Count
Gang	151
Obscene	6
Political	1
Snipe	28
Tagger	518
Indecipherable	43
Unknown	133
Total	880

Property Type for All Cases:

Public or Private Property



Property	Count
Private	498
Public	353
Unknown	29

Task Summary:

Task	Count	Avg # of Days to Complete
Request Approved	106	1
Photo Taken	353	4
Updated/Notice Sent	310	5
Letter Sent	119	5
Compliance Check	182	13
Normal Abatement	191	8
Blitz Abatement	313	N/A

Not all graffiti cases will have all the above 311 tasks applied to them. Tasks assigned to a case vary depending on the case details.

Graffiti Task Definitions:

Request Approved	The information contained in the initial report has been reviewed and approved. This task generates the first work order.
Photo Taken	Acceptable photographs of the graffiti have been taken.
Updated/Notice Sent	All information necessary has been gathered to investigate the graffiti and enforce its removal.
Letter Sent	Generates the enforcement letter giving the property owner 10 days to abate the graffiti.
Compliance Check	Issues a work order to Clean City crews to verify if the property owner has complied with the graffiti enforcement letter.
Normal Abatement	Abatement order order was issued to a Clean City crew. The crew has abated the graffiti.
Blitz Abatement	Being proactive, Clean City crew abates graffiti without a work order. Typically these abatements are done on public property.

Resolution Counts:

311 Resolution Codes	Graffiti Status	
	Open	Closed
* No Resolution Code	39	94
Abated	3	501
Already Removed	0	221
graffitiduplicate	0	5
graffitiunenforceable	0	5
Not Found	0	12
Total	42	838
Grand Total		880

*No Resolution cases which are OPEN are awaiting abatement information from the responsible party.

No Resolution cases which are CLOSED are either duplicate reports, or information gathered for the case was lacking data required for processing. Required data would include a valid location, or what object the graffiti is on.

Agency Counts:

Agency	Graffiti Status		
	Open	Closed	Total
Burlington Northern/Santa Fe	0	1	1
CBS Outdoor, Inc.	0	4	4
CP Rail	0	1	1
Hwy Tech	0	1	1
Inspections	0	1	1
Minneapolis Park Board	0	18	18
Minneapolis Property Services	0	1	1
MNDOT	1	2	3
PW - Bridge	0	45	45
PW - Solid Waste and Recycling	38	632	670
PW - Traffic	1	10	11
U.S. Bench Company	0	1	1
Univeral Outdoor Advertising	0	1	1
Unknown	2	118	120
Waste Management	0	1	1
Weller Disposal	0	1	1
Total	42	838	880

Top 10 Count of Graffiti Cases by Neighborhood:

Top 10 Number of Open Cases

Top 10 Number of Closed Cases

Neighborhood	Open	Closed
Central	4	93
East Phillips	4	30
Hiawatha	3	20
Longfellow	3	33
Marcy Holmes	3	39
Steven's Square - Loring	3	16
CARAG	2	34
Holland	2	13
Lowry Hill East	2	28
Whittier	1	51

Neighborhood	Closed	Open
Central	93	4
Whittier	51	1
Marcy Holmes	39	3
CARAG	34	2
Longfellow	33	3
East Phillips	30	4
Lowry Hill East	28	2
Seward	27	0
Midtown Phillips	22	0
Howe	22	1

Top 10 Number of Total Cases

Neighborhood	Cases
Central	97
Whittier	52
Marcy Holmes	42
Longfellow	36
CARAG	36
East Phillips	34
Lowry Hill East	30
Seward	27
Howe	23
Hiawatha	23

Graffiti Cases by Neighborhood:

Neighborhood	Tagger	Gang	Snipe	Obscene	Unknown	Total
Armatage	1	0	0	0	0	1
Audubon Park	3	0	0	0	1	4
Bancroft	4	0	1	0	2	7
Beltrami	4	0	0	0	1	5
Bottineau	2	0	0	0	3	5
Bryant	1	2	0	0	0	4
Bryn - Mawr	2	0	0	0	0	2
Camden Industrial	2	0	0	0	1	3
CARAG	26	2	1	0	4	36
Cedar - Isles - Dean	1	0	0	0	0	1
Cedar Riverside	17	0	0	0	0	18
Central	22	69	0	0	5	97
Cleveland	0	1	0	0	0	1
Como	10	0	1	0	2	16
Cooper	9	1	0	0	5	17
Corcoran	4	2	1	0	4	11
Downtown East	4	0	0	0	1	5
Downtown West	3	0	0	0	2	5
East Harriet	1	0	0	0	0	1
East Isles	7	0	0	0	0	7
East Phillips	18	13	0	0	2	34
ECCO	8	0	0	0	2	10
Elliot Park	2	0	0	0	2	5
Ericsson	11	0	0	0	3	16
Field	3	0	0	0	4	9
Folwell	2	1	0	0	1	4
Harrison	1	0	0	0	0	1
Hawthorne	3	2	0	0	0	5
Hiawatha	17	2	0	1	2	23
Holland	3	6	0	2	2	15
Howe	19	2	0	0	1	23
Jordan	1	0	0	0	1	2
Keewaydin	5	0	0	0	2	7

Kenny	0	0	0	0	1	1
King Field	6	2	1	0	2	11
Lind - Bohanon	0	0	1	0	0	1
Logan Park	3	3	0	0	0	6
Longfellow	23	4	1	0	8	36
Loring Park	10	1	0	0	1	14
Lowry Hill	21	0	0	0	1	22
Lowry Hill East	17	0	1	0	9	30
Lyndale	9	1	1	0	1	13
Lynnhurst	2	0	0	0	1	3
Marcy Holmes	32	0	0	0	2	42
Marshall Terrace	2	0	0	0	0	2
Midtown Phillips	10	10	0	0	2	22
Minnehaha	4	3	1	0	3	11
Near - North	5	0	0	1	1	7
Neighborhood Data Missing	12	0	0	0	4	18
Nicollet Island - East Bank	7	0	2	0	1	11
North Loop	5	0	0	0	2	8
Northeast Park	1	1	0	0	1	3
Northrop	2	0	0	0	0	2
Phillips West	2	0	0	0	0	3
Powderhorn Park	9	7	1	0	3	21
Prospect Park - East River	8	0	3	0	3	14
Regina	1	8	0	0	4	13
Seward	15	2	6	0	4	27
Sheridan	1	2	0	0	0	3
St. Anthony East	1	0	0	0	0	1
St. Anthony West	3	0	0	0	0	3
Standish	8	1	0	0	1	10
Steven's Square - Loring H	11	0	1	0	5	19
Tangletown	5	0	0	0	0	6
University of Minnesota	10	0	1	1	3	16
Ventura Village	10	1	0	0	1	13
Webber - Camden	3	0	3	1	0	7
Wenonah	0	2	0	0	4	6

Whittier	41	0	1	0	2	52
Willard - Hay	1	0	0	0	0	1
Windom	2	0	0	0	0	2