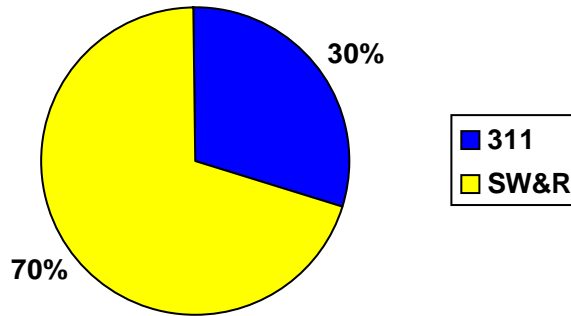




**Solid Waste & Recycling Graffiti Summary**  
**8/2/2010 through 8/31/2010**

During this time period Solid Waste & Recycling processed 792 graffiti cases.

**Graffiti Initial Case Entry**

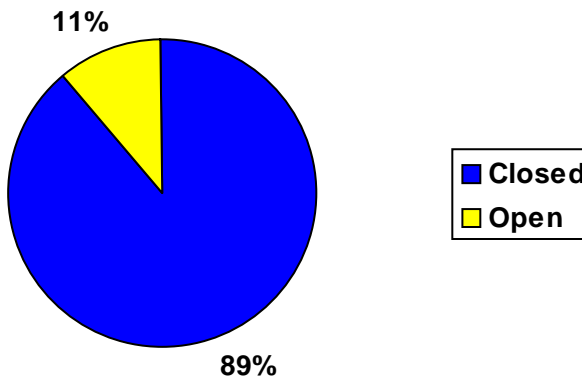


Name	Number of Cases
311	238
SW&R	554

Solid Waste and Recycling enters initial graffiti cases into 311 when graffiti is directly reported to the Clean City office by citizens or by crews.

**Status Summary:**

**Open or Closed**



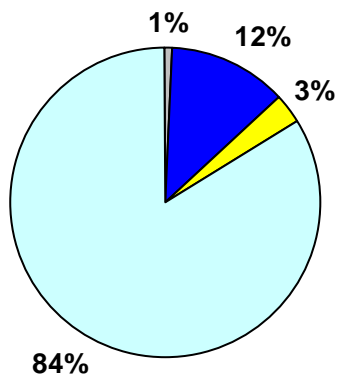
Status	Count
Closed	704
Open	88

Open cases are awaiting abatement information from the responsible party.

Cases are closed when the responsible party reports that the graffiti has been abated, was not found, was found already cleaned by the property owner or is a duplication of an existing case.

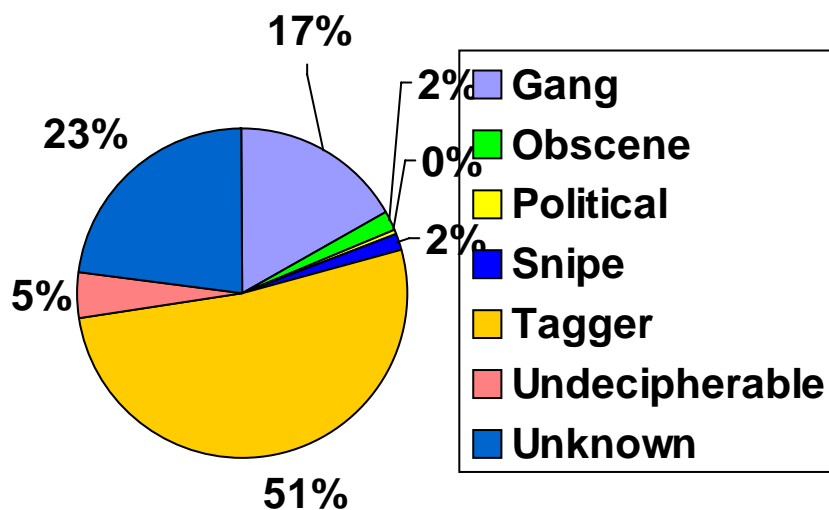
**Abatement Summary:**

**Abatements**



Agency Name	Count	% of Total
SWR - Clean City	410	83.50%
PW - Bridge	61	12.42%
PW - Traffic	16	3.26%
Other	4	0.81%

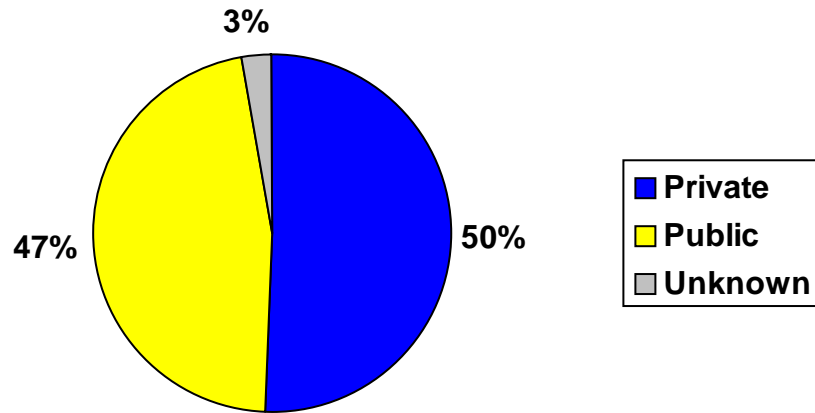
### Graffiti Type Summary



Type	Case Count
Gang	135
Obscene	15
Political	2
Snipe	13
Tagger	409
Indecipherable	36
Unknown	182
Total	792

**Property Type for All Cases:**

## Public or Private Property



Property	Count
Private	400
Public	370
Unknown	22

**Task Summary:**

Task	Count	Avg # of Days to Complete
Request Approved	114	2
Photo Taken	348	2
Updated/Notice Sent	309	4
Letter Sent	96	4
Compliance Check	113	12
Normal Abatement	214	5
Blitz Abatement	277	<b>N/A</b>

Not all graffiti cases will have all the above 311 tasks applied to them. Tasks assigned to a case vary depending on the case details.

**Graffiti Task Definitions:**

Request Approved	The information contained in the initial report has been reviewed and approved. This task generates the first work order.
Photo Taken	Acceptable photographs of the graffiti have been taken.
Updated/Notice Sent	All information necessary has been gathered to investigate the graffiti and enforce its removal.
Letter Sent	Generates the enforcement letter giving the property owner 10 days to abate the graffiti.
Compliance Check	Issues a work order to Clean City crews to verify if the property owner has complied with the graffiti enforcement letter.
Normal Abatement	Abatement order order was issued to a Clean City crew. The crew has abated the graffiti.
Blitz Abatement	Being proactive, Clean City crew abates graffiti without a work order. Typically these abatements are done on public property.

**Resolution Counts:**

<b>311 Resolution Codes</b>	<b>Graffiti Status</b>	
	<b>Open</b>	<b>Closed</b>
* No Resolution Code	84	70
Abated	4	487
Already Removed	0	134
graffitiunenforceable	0	5
Not Found	0	8
<b>Total</b>	<b>88</b>	<b>704</b>
<b>Grand Total</b>	<b>792</b>	

\*No Resolution cases which are OPEN are awaiting abatement information from the responsible party.

No Resolution cases which are CLOSED are either duplicate reports, or information gathered for the case was lacking data required for processing. Required data would include a valid location, or what object the graffiti is on.

**Agency Counts:**

<b>Agency</b>	<b>Graffiti Status</b>		
	<b>Open</b>	<b>Closed</b>	<b>Total</b>
Allied Waste	0	1	1
Burlington Northern/Santa Fe	0	1	1
CBS Outdoor, Inc.	0	5	5
CPED	0	1	1
Inspections	0	2	2
Metro Transit	0	1	1
Minneapolis Park Board	0	8	8
Minneapolis Property Services	0	1	1
Minneapolis Public Schools	0	1	1
MNDOT	1	1	2
Mobile Washer	11	5	16
Public Works - Streets	0	1	1
PW - Bridge	0	66	66
PW - Solid Waste and Recycling	72	497	569
PW - Traffic	0	22	22
Univeral Outdoor Advertising	0	1	1
Unknown	4	87	91
Waste Management	0	3	3
<b>Total</b>	<b>88</b>	<b>704</b>	<b>792</b>

**Top 10 Count of Graffiti Cases by Neighborhood:**

Top 10 Number of Open Cases

Top 10 Number of Closed Cases

Neighborhood	Open	Closed
Central	10	52
Powderhorn Park	7	31
Lowry Hill East	6	22
Jordan	5	15
Marcy Holmes	5	32
Whittier	5	26
Longfellow	4	23
Near - North	4	6
Ventura Village	4	7
Hawthorne	3	5

Neighborhood	Closed	Open
Central	52	10
Marcy Holmes	32	5
Powderhorn Park	31	7
Whittier	26	5
Seward	23	0
Longfellow	23	4
Como	23	1
Phillips West	22	1
Lowry Hill East	22	6
CARAG	22	2

Top 10 Number of Total Cases

Neighborhood	Cases
Central	62
Powderhorn Park	38
Marcy Holmes	37
Whittier	31
Lowry Hill East	28
Longfellow	27
Como	24
CARAG	24
Seward	23
Phillips West	23



**Graffiti Cases by Neighborhood:**

Neighborhood	Tagger	Gang	Snipe	Obscene	Unknown	Total
Audubon Park	1	0	0	0	0	1
Bancroft	1	0	0	0	0	2
Beltrami	5	0	0	0	0	5
Bottineau	3	1	0	0	1	6
Bryant	1	4	0	0	6	12
Bryn - Mawr	1	1	0	0	1	3
CARAG	18	1	0	0	3	24
Cedar - Isles - Dean	0	0	0	0	2	2
Cedar Riverside	11	0	0	0	9	20
Central	21	28	0	1	6	62
Cleveland	0	4	0	0	3	7
Columbia Park	0	0	0	0	1	1
Como	21	0	0	0	2	24
Cooper	6	0	0	0	3	9
Corcoran	5	3	0	0	1	9
Diamond Lake	2	6	0	0	1	9
Downtown East	10	0	0	0	1	11
Downtown West	0	0	0	0	8	9
East Harriet	2	0	0	0	0	2
East Isles	7	0	1	0	1	11
East Phillips	12	4	0	0	4	22
ECCO	3	0	0	0	0	3
Elliot Park	14	0	1	0	0	16
Ericsson	2	3	0	0	1	9
Field	5	0	0	0	2	7
Folwell	4	1	0	0	0	6
Harrison	0	0	0	0	1	2
Hawthorne	1	4	0	0	2	8
Hiawatha	3	0	0	0	4	8
Holland	0	0	0	0	3	3
Howe	4	5	0	0	3	12
Humboldt Industrial Area	0	0	0	0	1	1
Jordan	4	11	0	1	2	20

Keewaydin	0	0	0	1	0	2
Kenwood	1	0	0	0	1	2
King Field	0	1	0	1	0	2
Lind - Bohanon	2	9	0	1	4	21
Linden Hills	3	0	0	0	1	5
Logan Park	13	0	1	0	0	15
Longfellow	20	1	0	0	3	27
Loring Park	4	0	0	0	3	7
Lowry Hill	3	0	2	0	0	5
Lowry Hill East	18	0	3	0	5	28
Lyndale	12	5	0	0	0	18
Lynnhurst	1	0	0	0	0	2
Marcy Holmes	27	1	0	1	6	37
Marshall Terrace	1	0	0	0	0	2
McKinley	1	0	0	0	0	2
Midtown Phillips	2	2	0	0	2	6
Minnehaha	3	1	0	0	0	4
Morris Park	2	0	0	0	2	4
Near - North	3	4	0	0	0	10
Neighborhood Data Missing	11	1	0	1	1	15
Nicollet Island - East Bank	2	0	0	0	1	3
North Loop	4	0	0	0	1	5
Northeast Park	2	0	0	0	0	2
Northrop	1	0	0	0	0	1
Phillips West	15	2	0	0	4	23
Powderhorn Park	7	21	0	0	5	38
Prospect Park - East River	3	0	0	0	3	6
Regina	1	0	0	0	1	2
Seward	15	1	0	0	6	23
Sheridan	2	0	0	0	0	2
St. Anthony East	3	0	1	0	0	4
St. Anthony West	2	0	0	0	0	4
Standish	3	2	0	0	2	7
Steven's Square - Loring H	11	0	0	0	0	12
Tangletown	1	0	0	0	2	4

University of Minnesota	7	0	2	0	2	12
Ventura Village	5	0	0	0	4	11
Victory	3	0	0	0	0	3
Waite Park	0	0	0	0	1	1
Webber - Camden	6	1	1	0	0	9
Wenonah	1	1	0	6	2	11
West Calhoun	0	0	0	0	1	1
Whittier	20	1	1	1	5	31
Willard - Hay	1	5	0	1	5	16
Windom	0	0	0	0	1	1